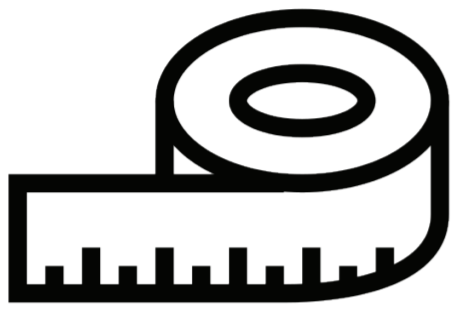


QUICK SHIP MURAL PROCESS

Our quick ship mural program features the same great quality as our custom designs, but with an easier ordering process and faster turn-around. Simply calculate how many panels you need to fill your space and place your order!



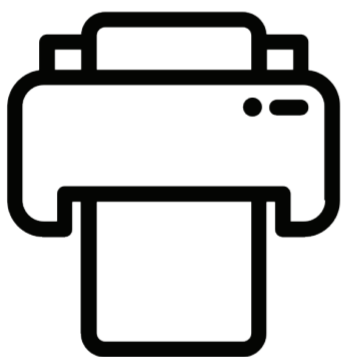
measure

Measure the width (in inches) of the wall(s) you want to cover. Divide this width by 51 and round up to the nearest whole number. This is how many panels you need to cover your space. If covering multiple walls or a full room, add the width (in inches) of all walls together and divide by 51. Or, send us your measurements and we can calculate for you!



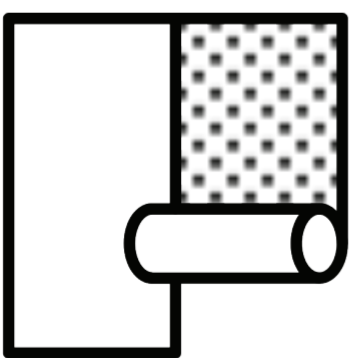
order

Quick ship murals can be ordered directly on our website. You just need to know how many panels and what height works best for your project. Trade professionals please contact us for discount code before ordering.



production

After receiving your order, give us about 1-2 weeks to print and ship your quick ship mural panels. We print on a smooth matte, PVC free, non-woven wall covering.



installation

Repeat murals arrive in 53" wide panels that are installed in a specific sequence. There is a 2" overlap that needs to be double cut for a seamless look. An install guide is included with written and visual instructions for installing the panels.



black crow studios



Don't forget to tag us! @blackcrowstudios

info@blackcrowstudios.com | +1 (562) 628-8539